

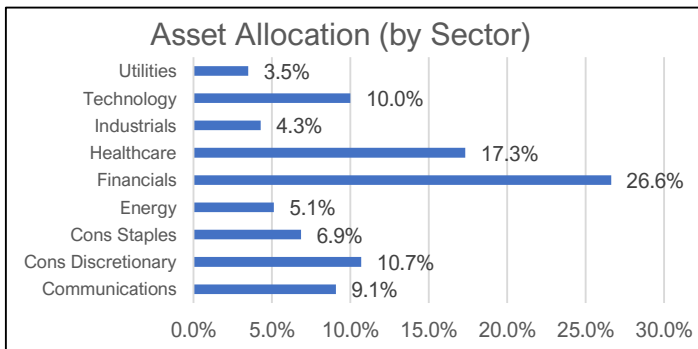
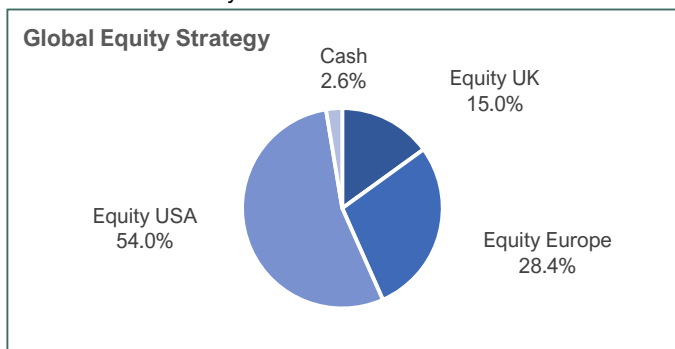
## Strategy Description

The Global Equity Strategy aims to provide a high level of total return, driven by capital appreciation and continuous investment. This will involve exposure almost exclusively to growth assets, such as equities, listed on developed market exchanges. Stocks are selected through a proprietary and systematic research process and the portfolio is constructed on a bottom up basis using a high conviction approach.

## Key Facts

Inception Date	June 2019
Minimum Investment	£1,000,000
Number of Holdings (average)	25
Management Charge (pa)	1.25%
Currency	GBP
Benchmark	ARC Equity Risk (£)
<b>Martello Risk Rating</b>	<b>Higher</b>

## Asset Allocation Analysis



## Global Equity Strategy (GBP) Performance Analysis

Data as of 31 October 2024

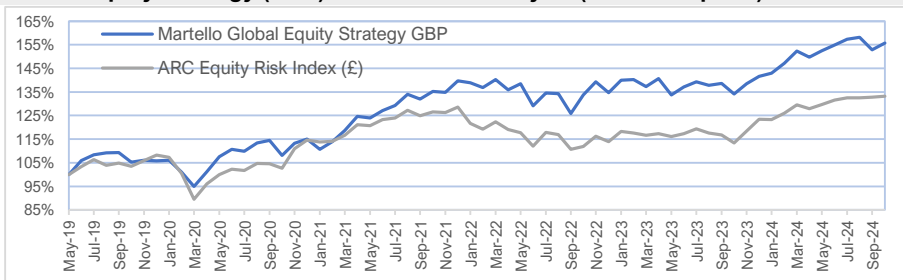
Strategy	1M	3M	YTD	2023	Since inception	Stdev	Sharpe	Max. Drawdown
<b>Global Equity Strategy (£)</b>	<b>+1.88%</b>	<b>-1.04%</b>	<b>+9.96%</b>	<b>+5.16%</b>	<b>+55.79%</b>	11.25%	0.67	<b>-10.76%</b>
<b>ARC Equity Risk (£)**</b>	<b>+0.30%</b>	<b>+0.46%</b>	<b>+7.87%</b>	<b>+8.30%</b>	<b>+33.17%</b>	10.79%	0.41	<b>-18.16%</b>

\* From inception on 01 June 2019

\*\* Indicative Benchmark is the ARC £ Equity Risk Index representing the return achieved by a selection of peers.

All model performance data is quoted net of fees based on the average fee for portfolios managed by Martello Asset Management Ltd excluding platform fees.

## Global Equity Strategy (GBP) Performance Analysis (Since inception)



## Top 5 Holdings

Name	%
Alphabet (\$)	5.39%
Berkshire Hathaway (\$)	5.12%
Amazon.com (\$)	4.99%
American Express (\$)	4.76%
SAP SE (EUR)	4.74%

## Important Information

This document is for the use of professional investors and qualified advisers only.

This document is not intended as an offer or solicitation to buy or sell securities and Martello Asset Management Ltd does not make any warranties, express or implied, that the products or services referred to are available in your jurisdiction. If it is prohibited to promote or make the products or services available in your jurisdiction (by reason of nationality, residence or otherwise) such services are not directed at you. The intended recipient of this document should take care to ensure that any actions they take in relation to this document comply with local regulations and legislation.

The price of investments may fall as well as rise and all investments are subject to risk, including the risk that all the money invested may be lost. Income can fluctuate and is not guaranteed, and past performance is no guarantee of future performance. Where investment is made in currencies other than the investor's base currency, exchange rates may have an independent impact on the value of investments, which may be favourable or unfavourable.

Investment advice should be taken from an appropriately qualified independent investment adviser in all instances. Martello Asset Management Ltd does not offer tax advice and this document does not constitute or imply any tax advice, which should be sought elsewhere. The information contained within this document is believed to be correct at the time of release but cannot be guaranteed and opinions constitute the judgment of Martello Asset Management Ltd which are subject to change. Further information about Martello Asset Management Ltd can be found at [www.martello-am.com](http://www.martello-am.com). Martello Asset Management Ltd is licensed and regulated by the Jersey Financial Services Commission and is an authorised Financial Services Provider in South Africa license no. 51164, regulated by the South African Financial Sector Conduct Authority.

Our registered and business office is at: Office 6, First Floor IFC5, The Esplanade, St Helier, Jersey JE2 3BY.

Redistribution or publication of the material contained in this document without permission is strictly prohibited. All rights reserved.